



RAMBO BIKES



2022

VENOM

The Venom provides the best of both worlds! Delivering a wide gear range without the need for external gears or a derailleur. The Rohloff hub delivers a huge 526% gear range! The largest gear range on a Rambo!



FRAME COLORS



TRUETIMBER VSX



1. BRAKES

Tektro 4 piston hydraulic disc brakes.

Front Brakes - 203mm

Rear Brakes - 180mm



4. DIGITAL DISPLAY

DP C10.UART with digital color display LCD screen.



2. MOTOR

Bafang 1000W Ultra Drive Motor.

This motor operates in virtual silence while powering you at 1000W.



5. TIRES

26" x 4.5" fat tire with double wall 100mm rims.



3. BATTERY

48V 17AH battery. The 17 amp hour battery can give you a max distance up to 40 miles!



6. REAR HUB

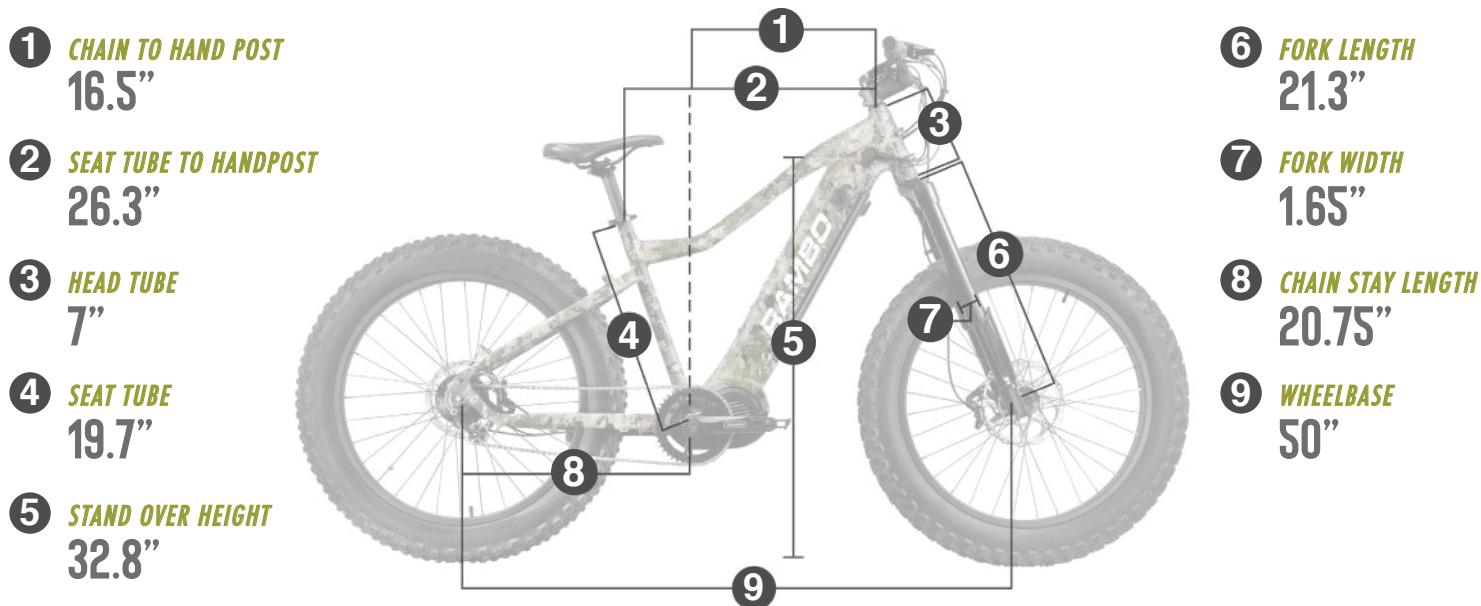
Rohloff internally geared 14 speed rear hub.

RAMBO
Bicycles

SPECIFICATIONS

MODEL #	1000 XPR	CHAIN RING	Rambo custom built 36T Narrow Wide
WEIGHT	71 Lbs.	TIRE	26" x 4.5"
FRAME	Aluminum Alloy 6061	RIM	Double Wall 100mm wide
PAINT	TrueTimber VSX	PEDAL	Wellgo B807DU
MOTOR	Bafang 1,000W Ultra Drive	SADDLE	Selle Royal A027HEO
DIGITAL DISPLAY	Full Color Display	HANDLEBAR	PROMAX 770mm
BATTERY	48V 17AH	STEM	PROMAX MA-50
FORK	GT860 Air	GRIP	Velo 100mm / 122mm lock on
FRONT HUB	KT-M9CF 150mm Sealed	MAX SPEED	28 mph
REAR HUB	Rohloff 14 speed hub	RANGE	Up to 40 miles
THROTTLE	Thumb thottle	STAND OVER HEIGHT	32.8"
FRONT BRAKE	Tektro HD-E725 4 Piston Hydraulic 203mm	FRAME SIZE	19.7"
REAR BRAKE	Tektro HD-E725 4 Piston Hydraulic 180mm	WEIGHT CAPACITY	300 Lbs.

DIMENSIONS



RAMBO BIKES

MEGATRON



FRAME COLORS



TRUETIMBER
VIPER WESTERN
CAMO

The name says it all! Based on the huge success of the Rambo Krusader AWD, Rambo took it to the next level with the Megatron. Dual 1000W motors with on demand front wheel, rear wheel and all wheel drive, gives the rider the ultimate hunting machine! Grip it and Rip it!



1. BRAKES

Tektro 4 piston hydraulic disc brakes.
Front Brakes - 203mm
Rear Brakes - 180mm



4. DIGITAL DISPLAY

DP C10.UART with digital color display LCD screen.



2. MOTOR

Two 1000W hub motors, the rear and front hub motors give unsurpassed performance when climbing hills, deep snow or even mud.



5. TIRES

26" x 4.5" fat tire with double wall 100mm rims.



3. BATTERY

Dual 17 AH, total 34 AH.
Giving you up to 80 miles of travel.



6. ON DEMAND AWD


Push button all wheel drive, allows users to switch from front, rear, or all wheel drive.

RAMBO BIKES

SPECIFICATIONS

MODEL #	1000 X2WD	CHAIN RING	Rambo custom built 36T Narrow Wide
WEIGHT	77 Lbs.	TIRE	26" x 4.5"
FRAME	Aluminum Alloy 6061	RIM	Double Wall W/O holes 80mm wide
PAINT	TrueTimber Viper Western Camo	PEDAL	Wellgo B807DU
MOTOR	Bafang 1000W Hub Motor X2	SADDLE	Selle Royal A027HEO
DIGITAL DISPLAY	Full Color Display	HANDLEBAR	PROMAX 770mm
BATTERY	Dual 17 AH	STEM	PROMAX MA-50
FORK	GT860	GRIP	Velo 122mm lock on
FRONT HUB	Bafang 1000W Hub Motor	MAX SPEED	35 mph
REAR HUB	Bafang 1000W Hub Motor	RANGE	Up to 80 miles
THROTTLE	Thumb throttle	STAND OVER HEIGHT	31.6"
FRONT BRAKE	Tektro HD-E725 4 Piston Hydraulic 203mm	FRAME SIZE	19.7"
REAR BRAKE	Tektro HD-E725 4 Piston Hydraulic 180mm	WEIGHT CAPACITY	300 Lbs.

DIMENSIONS



RAMBO BIKES

FAT TIRE FULL SUSPENSION



The Rambo Rampage 1000W Xtreme Performance Full Suspension electric bike is designed by customer request for the Extreme Rider that will only settle for the best.

FRAME COLOR



MATTE BLACK
AND GREEN



1. BRAKES

Tektro 4 piston hydraulic disc brakes.

Front Brakes - 203mm

Rear Brakes - 180mm



4. DIGITAL DISPLAY

DP C10.UART with digital color display LCD screen.



2. MOTOR

Bafang 1000W Ultra Drive Motor.

This motor operates in virtual silence while powering you at 1000W.



5. TIRES

Maxxis Minion 27.5" x 2.8."



3. BATTERY

48V 21AH battery. The 21-amp hour battery can give you a max distance up to 60 miles!



6. DERAILLEUR


11 speed gear system and 5 levels of motor power. 420% gear range.

RAMBO BIKES

SPECIFICATIONS

MODEL #	1000 XPFS	CHAIN RING	Rambo custom built 36T Narrow Wide
WEIGHT	67 Lbs.	TIRE	Maxxis Minion 27.5" x 2.8"
FRAME	Aluminum Alloy 6061	RIM	27.5" Alexrims Tubeless Ready
PAINT	Black with decals	PEDAL	Wellgo
MOTOR	Bafang 1,000W Ultra Drive	SADDLE	WBT
DIGITAL DISPLAY	Full Color Display	HANDLEBAR	UNO 740mm
BATTERY	48V 21AH	STEM	UNO 50mm
FORK	GT 830E	GRIP	SRAM XX1 100mm / 122 Lock On
FRONT HUB	KT 110mm Sealed	MAX SPEED	28 mph
REAR HUB	KT 142mm Sealed	RANGE	Up to 60 miles
THROTTLE	Thumb throttle	STAND OVER HEIGHT	30.5"
FRONT BRAKE	Tektro HD-E725 4 Piston Hydraulic 203mm	FRAME SIZE	18.5"
REAR BRAKE	Tektro HD-E725 4 Piston Hydraulic 180mm	WEIGHT CAPACITY	300 Lbs.

DIMENSIONS



RAMPAGE

FRAME COLOR



MATTE BLACK
AND GREEN



The Rambo Rampage 1000W Xtreme Performance Full Suspension electric bike is redesigned by customer request for the Extreme Rider that will only settle for the best.



1. BRAKES

Tektro 4 piston hydraulic disc brakes.

Front Brakes - 203mm

Rear Brakes - 180mm



4. DIGITAL DISPLAY

DP C10.UART with digital color display LCD screen.



2. MOTOR

Bafang 1000W Ultra Drive Motor.

This motor operates in virtual silence while powering you at 1000W.



5. TIRES

Maxxis Minion 27.5" x 2.8."



3. BATTERY

48V 21AH battery. The 21-amp hour battery can give you a max distance up to 60 miles!



6. DERAILLEUR


11 speed gear system and 5 levels of motor power.
420% gear range.

RAMBO
BIKES

SPECIFICATIONS

MODEL #	1000 XPFS	CHAIN RING	Rambo custom built 36T Narrow Wide
WEIGHT	67 Lbs.	TIRE	Maxxis Minion 27.5" x 2.8"
FRAME	Aluminum Alloy 6061	RIM	27.5" Alexrims Tubeless Ready
PAINT	Black with decals	PEDAL	Wellgo
MOTOR	Bafang 1,000W Ultra Drive	SADDLE	WBT
DIGITAL DISPLAY	Full Color Display	HANDLEBAR	UNO 740mm
BATTERY	48V 21AH	STEM	UNO 50mm
FORK	GT 830E	GRIP	SRAM XX1 100mm / 122 Lock On
FRONT HUB	KT 110mm Sealed	MAX SPEED	28 mph
REAR HUB	KT 142mm Sealed	RANGE	Up to 60 miles
THROTTLE	Thumb throttle	STAND OVER HEIGHT	30.5"
FRONT BRAKE	Tektro HD-E725 4 Piston Hydraulic 203mm	FRAME SIZE	18.5"
REAR BRAKE	Tektro HD-E725 4 Piston Hydraulic 180mm	WEIGHT CAPACITY	300 Lbs.

DIMENSIONS



PROWLER

Silent but deadly, the Prowler uses a gearless Enviolo rear hub to deliver a silent 380% gear range. You will be able to sneak through the woods to your favorite hunting spot!



FRAME COLORS



TRUETIMBER VSX



FLAT DARK EARTH



1. BRAKES

Tektro 4 piston hydraulic disc brakes.

Front Brakes - 203mm

Rear Brakes - 180mm



4. DIGITAL DISPLAY

DP C10.UART with digital color display LCD screen.



2. MOTOR

Bafang 1000W Ultra Drive Motor.

This motor operates in virtual silence while powering you at 1000W.



5. TIRES

Maxxis Minion 27.5" x 3.8" fat tire with double wall 80mm rims.



3. BATTERY

48V 17AH battery. The 17 amp hour battery can give you a max distance up to 40 miles!



6. REAR HUB


Enviolo CVP rear hub. Silent variable speed hub. 380% gear range.

RAMBO BIKES

SPECIFICATIONS

MODEL #	1000 XPE	CHAIN RING	Rambo custom built 36T Narrow Wide
WEIGHT	70 Lbs.	TIRE	Maxxis Minion 27.5" x 3.8"
FRAME	Aluminum Alloy 6061	RIM	Double Wall 70mm wide
PAINT	TrueTimber VSX	PEDAL	Wellgo B807DU
MOTOR	Bafang 1,000W Ultra Drive	SADDLE	Selle Royal A027HEO
DIGITAL DISPLAY	Full Color Display	HANDLEBAR	PROMAX 770mm
BATTERY	48V 17AH	STEM	PROMAX MA-50
FORK	GT860 Air	GRIP	Velo 100mm / 122mm lock on
FRONT HUB	KT-M9CF 150mm Sealed	MAX SPEED	28 mph
REAR HUB	Enviolo CVT	RANGE	Up to 40 miles
THROTTLE	Thumb throttle	STAND OVER HEIGHT	32.8"
FRONT BRAKE	Tektro HD-E725 4 Piston Hydraulic 203mm	FRAME SIZE	19.7"
REAR BRAKE	Tektro HD-E725 4 Piston Hydraulic 180mm	WEIGHT CAPACITY	300 Lbs.

DIMENSIONS



STEP THRU REBEL



FRAME COLORS



TRUETIMBER
VIPER WESTERN
CAMO



The Rambo Step-Thru Rebel 1000W Xtreme Performance bike is designed by customer request for the Extreme Rider that will only settle for the best.



1. BRAKES

Tektro 4 piston hydraulic disc brakes.
Front Brakes - 203mm
Rear Brakes - 180mm



4. DIGITAL DISPLAY

DP C10.UART with digital color display LCD screen.



2. MOTOR

Bafang 1,000W BBSHD High Torque Mid Drive. The BBSHD has a nominal power rating of 1000W and a peak power rating of 1500W.



5. TIRES

26" x 4.5" fat tire with double wall 100mm rims.



3. BATTERY

48V 21AH battery is the very best lithium ion battery available.



6. DERAILLEUR


High performance SRAM NX 1x11 Derailleur with 11 different gear settings. 420% gear range.

RAMBO
BIKES

SPECIFICATIONS

MODEL #	1000 XPST	CHAIN RING	Rambo custom built 36T Narrow Wide
WEIGHT	69 Lbs.	TIRE	26" x 4.5"
FRAME	Aluminum Alloy 6061	RIM	Double Wall 100mm wide
PAINT	TrueTumber Viper Western Camo	PEDAL	Wellgo B807DU
MOTOR	Bafang 1,000W BBSHD High Torque Mid Drive	SADDLE	Selle Royal A027HEO
DIGITAL DISPLAY	Full Color Display	HANDLEBAR	PROMAX 770mm
BATTERY	48V 21AH	STEM	PROMAX MA-50
FORK	GT860 Air	GRIP	SRAM XX1 100mm / 122mm Lock On
FRONT HUB	KT-M9CF 150mm Sealed	MAX SPEED	28 mph
REAR HUB	KT-M9CF 197mm Sealed	RANGE	Up to 48 miles
REAR CASSETTE	SRAM NX PG-1130 11-42T	STAND OVER HEIGHT	31"
FRONT BRAKE	Tektro HD-E725 4 Piston Hydraulic 203mm	FRAME SIZE	19"
REAR BRAKE	Tektro HD-E725 4 Piston Hydraulic 180mm	WEIGHT CAPACITY	300 Lbs.

DIMENSIONS



REBEL



FRAME COLORS



TRUETIMBER
VIPER WESTERN
CAMO



TRUETIMBER
VIPER URBAN
CAMO

The Rambo Rebel 1000W Xtreme Performance bike is designed by customer request for the Extreme Rider that will only settle for the best. No costs were spared to build the most extreme off road fat tire electric bike.



1. BRAKES

Tektro 4 piston hydraulic disc brakes.

Front Brakes - 203mm

Rear Brakes - 180mm



4. DIGITAL DISPLAY

DP C10.UART with digital color display LCD screen.



2. MOTOR

Bafang 1,000W BBSHD High Torque Mid Drive. The BBSHD has a nominal power rating of 1000W and a peak power rating of 1500W.



5. TIRES

26" x 4.5" fat tire with double wall 100mm rims.



3. BATTERY

48V 21AH battery is the very best lithium ion battery available.



6. DERAILLEUR


High performance SRAM NX 1x11 Derailleur with 11 different gear settings. 420% gear range.

RAMBO
BIKES

SPECIFICATIONS

MODEL #	1000 XPC	CHAIN RING	Rambo custom built 36T Narrow Wide
WEIGHT	69 Lbs.	TIRE	26" x 4.5"
FRAME	Aluminum Alloy 6061	RIM	Double Wall 100mm wide
PAINT	TrueTumber Viper Western Camo / Urban	PEDAL	Wellgo B807DU
MOTOR	Bafang 1,000W BBSHD High Torque Mid Drive	SADDLE	Selle Royal A027HEO
DIGITAL DISPLAY	Full Color Display	HANDLEBAR	PROMAX 770mm
BATTERY	48V 21AH	STEM	PROMAX MA-50
FORK	GT860 Air	GRIP	SRAM XX1 100mm / 122mm Lock On
FRONT HUB	KT-M9CF 150mm Sealed	MAX SPEED	28 mph
REAR HUB	KT-M9CF 197mm Sealed	RANGE	Up to 48 miles
REAR CASSETTE	SRAM NX PG-1130 11-42T	STAND OVER HEIGHT	31"
FRONT BRAKE	Tektro HD-E725 4 Piston Hydraulic 203mm	FRAME SIZE	19"
REAR BRAKE	Tektro HD-E725 4 Piston Hydraulic 180mm	WEIGHT CAPACITY	300 Lbs.

DIMENSIONS



KRUSADER

The first all-wheel drive e-bike in the hunting realm. This hill climbing monster comes with dual 500W motors for a full 1000W of power that is unrivaled on tough terrain.



FRAME COLOR



TRUETIMBER VIPER
WOODLAND CAMO



1. BRAKES

Fully adjustable front and rear Logan HD-E500 2 piston hydraulic 180mm.



2. MOTOR

Two hub motors, the rear and front hub motors give unsurpassed performance when climbing hills, deep snow or even mud.



3. BATTERY

48V 20AH battery is the very best lithium ion battery available.



4. DIGITAL DISPLAY

DP C10.UART which displays trip distance, battery level, power, and speed.



5. TIRES

26" x 4.0" fat tire with double wall 80mm rims.



6. THUMB THROTTLE


Right handle bar thumb throttle.

RAMBO BIKES

SPECIFICATIONS

MODEL #	500 X2WD	CHAIN RING	Rambo custom built 36T Narrow Wide
WEIGHT	74 Lbs.	TIRE	26" x 4.0"
FRAME	Aluminum Alloy 6061	RIM	Double Wall W/O holes 80mm wide
PAINT	TrueTimber Viper Woodland Camo	PEDAL	Wellgo B807DU
MOTOR	Bafang 500W Hub Motor X2	SADDLE	Selle Royal A027HEO
DIGITAL DISPLAY	Full Color Display	HANDLEBAR	PROMAX 770mm
BATTERY	48V 20AH	STEM	PROMAX MA-50
FORK	GT MRK	GRIP	Velo Ergonomic Lock
FRONT HUB	Bafang 500W Hub Motor	MAX SPEED	20 mph
REAR HUB	Bafang 500W Hub Motor	RANGE	Up to 38 miles
THROTTLE	Thumb Throttle	STAND OVER HEIGHT	28"
FRONT BRAKE	Logan HD-E500 2 Piston Hydraulic 180mm	FRAME SIZE	19"
REAR BRAKE	Logan HD-E500 2 Piston Hydraulic 180mm	WEIGHT CAPACITY	300 Lbs.

DIMENSIONS



STEP THRU NOMAD

FRAME COLORS



TRUETIMBER
VIPER WESTERN
CAMO



The Rambo Step-Thru Nomad 750XPST Xtreme Performance bike has all the power and torque of our traditional 750W but with an upgraded front suspension for added off road adventures.



1. BRAKES

Fully adjustable front and rear Tektro HD-E350 2 piston hydraulic 180mm.



4. DIGITAL DISPLAY

DP C10.UART which displays trip distance, battery level, power, and speed.



2. MOTOR

Bafang 750W BBSHD High Torque Mid Drive. This motor is suitable for riding on any terrain.



5. TIRES

26" x 4.0" fat tire with double wall 80mm rims.



3. BATTERY

48V 14AH battery. Rambo's frame integrated batteries allow the battery sit lower on the bike frame.



6. DERAILLEUR

11 different gear settings and up to 5 different power levels. 420% gear range.

RAMBO BIKES

SPECIFICATIONS

MODEL #	750 XPST	CHAIN RING	Rambo custom built 36T Narrow Wide
WEIGHT	66 Lbs.	TIRE	26" x 4.0"
FRAME	Aluminum Alloy 6061	RIM	Double Wall W/O holes 80mm wide
PAINT	TrueTimber Viper Western Camo	PEDAL	Wellgo B807DU
MOTOR	Bafang 750W BBSHD High Torque Mid Drive	SADDLE	Selle Royal A027HEO
DIGITAL DISPLAY	Full Color Display	HANDLEBAR	PROMAX 770mm
BATTERY	48V 14AH	STEM	PROMAX MA-50
FORK	GT MRK 860 Air	GRIP	G225-1
FRONT HUB	KT-M9CF 150mm Sealed	MAX SPEED	20 mph
REAR HUB	KT-M9CF 197mm Sealed	RANGE	Up to 38 miles
THROTTLE	Thumb Throttle	STAND OVER HEIGHT	30"
FRONT BRAKE	Tektro HD-E350 2 Piston Hydraulic 180mm	FRAME SIZE	19"
REAR BRAKE	Tektro HD-E350 2 Piston Hydraulic 180mm	WEIGHT CAPACITY	300 Lbs.

DIMENSIONS

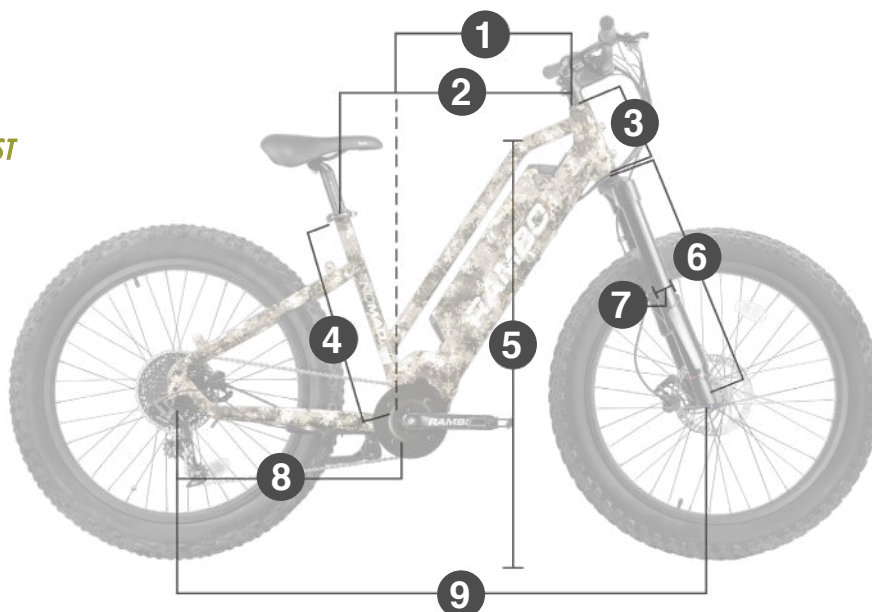
1 CHAIN TO HAND POST
14.4"

2 SEAT TUBE TO HANDPOST
23.8"

3 HEAD TUBE
6.7"

4 SEAT TUBE
19"

5 STAND OVER HEIGHT
32.5"



6 FORK LENGTH
21.25"

7 FORK WIDTH
1.65"

8 CHAIN STAY LENGTH
20.1"

9 WHEELBASE
46.7"

RAMBO BIKES

NOMAD



FRAME COLORS



TRUETIMBER
VIPER WESTERN
CAMO



TRUETIMBER
VIPER URBAN



GUN METAL GREY

The Rambo Nomad 750W XPC11 Xtreme Performance bike has all the power and torque of our traditional 750W but with an upgraded front suspension for added off road adventures.



1. BRAKES

Fully adjustable front and rear Tektro HD-E350 2 piston hydraulic 180mm.



4. DIGITAL DISPLAY

DP C10.UART which displays trip distance, battery level, power, and speed.



2. MOTOR

Bafang 750W BBSHD High Torque Mid Drive. This motor is suitable for riding on any terrain.



5. TIRES

26" x 4.0" fat tire with double wall 80mm rims.



3. BATTERY

48V 14AH battery. Rambo's frame integrated batteries allow the battery sit lower on the bike frame.



6. DERAILLEUR


11 different gear settings and up to 5 different power levels. 420% gear range.

RAMBO
Bicycles

SPECIFICATIONS

MODEL #	750 XPC11	CHAIN RING	Rambo custom built 36T Narrow Wide
WEIGHT	66 Lbs.	TIRE	26" x 4.0"
FRAME	Aluminum Alloy 6061	RIM	Double Wall W/O holes 80mm wide
PAINT	TrueTimber Viper Western Camo / Urban	PEDAL	Wellgo B807DU
MOTOR	Bafang 750W BBSHD High Torque Mid Drive	SADDLE	Selle Royal A027HEO
DIGITAL DISPLAY	Full Color Display	HANDLEBAR	PROMAX 770mm
BATTERY	48V 14AH	STEM	PROMAX MA-50
FORK	GT MRK 860 Air	GRIP	G225-1
FRONT HUB	KT-M9CF 150mm Sealed	MAX SPEED	20 mph
REAR HUB	KT-M9CF 197mm Sealed	RANGE	Up to 38 miles
THROTTLE	Thumb Throttle	STAND OVER HEIGHT	30"
FRONT BRAKE	Tektro HD-E350 2 Piston Hydraulic 180mm	FRAME SIZE	19"
REAR BRAKE	Tektro HD-E350 2 Piston Hydraulic 180mm	WEIGHT CAPACITY	300 Lbs.

DIMENSIONS



ROAMER

This bike comes standard with a 48-volt 14AH Samsung battery allowing you to travel up to 35 miles on one charge and a 750W high torque mid drive motor. This bike has plenty of power to get you to your destination.



FRAME COLOR



TRUETIMBER
VIPER WOODLAND
CAMO



1. BRAKES

Fully adjustable front and rear Logan HD-E500 2 piston hydraulic 180mm.



4. DIGITAL DISPLAY

Rambo LCD screen.



2. MOTOR

Rambo 750W High Torque Mid Drive.



5. TIRES

Kenda Krusade Anti-Puncture 26" x 4.0" fat tire with double wall 80mm rims.



3. BATTERY

48V 14AH battery. Rambo's external battery back offers a max distance of 35 miles!



6. DERAILLEUR

High performance Shimano 1x8. Derailleur is Shimano Altus 8 speed. 280% gear range.

RAMBO BIKES

SPECIFICATIONS

MODEL #	750 XC	CHAIN RING	32T
WEIGHT	63 Lbs.	TIRE	Kenda Krusade Anti-Puncture 26" x 4.0"
FRAME	Aluminum Alloy 6061	RIM	Double Wall W/O holes 80mm wide
PAINT	TrueTimber Viper Woodland Camo	PEDAL	Neco Alloy
MOTOR	Rambo 750W High Torque Mid Drive	SADDLE	Justec
DIGITAL DISPLAY	Rambo LCD screen	HANDLEBAR	PROMAX 700mm
BATTERY	48V 14AH	STEM	PROMAX MA-50
FORK	GT MRK	GRIP	Velo Ergonomic Lock On
FRONT HUB	SF-A214F	MAX SPEED	20 mph
REAR HUB	Sturmey Archer 5 Speed	RANGE	Up to 35 miles
REAR CASSETTE	26T	STAND OVER HEIGHT	29"
FRONT BRAKE	Logan HD-E500 2 Piston Hydraulic 180mm	FRAME SIZE	19"
REAR BRAKE	Logan HD-E500 2 Piston Hydraulic 180mm	WEIGHT CAPACITY	300 Lbs.

DIMENSIONS

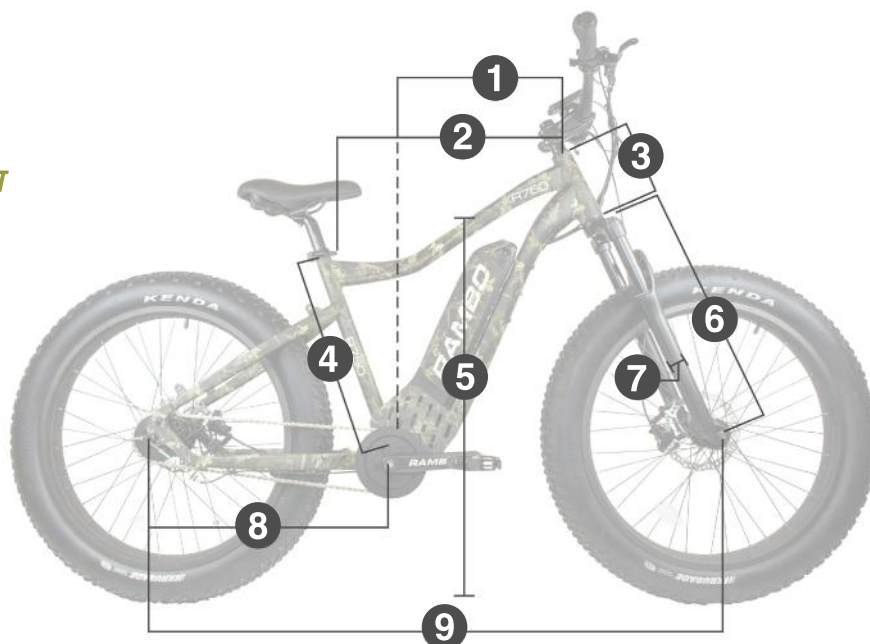
1 CHAIN TO HAND POST
16.2"

2 SEAT TUBE TO HANDPOST
23.7"

3 HEAD TUBE
6.3"

4 SEAT TUBE
19"

5 STAND OVER HEIGHT
31"



6 FORK LENGTH
20.75"

7 FORK WIDTH
1.25"

8 CHAIN STAY LENGTH
19.8"

9 WHEELBASE
45.9"

RAMBO
BIKES

PURSUIT

The Rambo Pursuit was designed and equipped specifically for the outdoor enthusiast and features Rambo intelligent power control. Perfect for camping, cruising around the neighborhood, hunting, fishing, or all of the above!



FRAME COLOR



MATTE BLACK AND GREY



GREY AND ORANGE



1. BRAKES

Fully adjustable front and rear Logan HD-E500 2 piston hydraulic 180mm.



2. MOTOR

Rambo 750W High Torque Mid Drive.



4. DIGITAL DISPLAY

Rambo LCD screen.



5. TIRES

Kenda Krusade Anti-Puncture 26" x 4.0" fat tire with double wall 80mm rims.



3. BATTERY

48V 14AH battery. Rambo's external battery back offers a max distance of 35 miles!



6. DERAILLEUR

High performance Shimano 1x8. Derailleur is Shimano Altus 8 speed. 280% gear range.

RAMBO BIKES

SPECIFICATIONS

MODEL #	750 26	CHAIN RING	32T
WEIGHT	63 Lbs.	TIRE	Kenda Krusade Anti-Puncture 26" X 4.0"
FRAME	Aluminum Alloy 6061	RIM	Double Wall W/O holes 80mm wide
PAINT	Matte Black and Grey	PEDAL	Neco Alloy
MOTOR	Rambo 750W High Torque Mid Drive	SADDLE	Justec
DIGITAL DISPLAY	Rambo LCD screen	HANDLEBAR	PROMAX 770mm
BATTERY	48V 14AH	STEM	PROMAX MA-50
FORK	GT MRK	GRIP	HL Ergonomic Lock On
FRONT HUB	SF-A214F	MAX SPEED	20 mph
REAR HUB	Sturmey Archer 3 Speed	RANGE	Up to 35 miles
REAR CASSETTE	26T	STAND OVER HEIGHT	29"
FRONT BRAKE	Logan HD-E500 2 Piston Hydraulic 180mm	FRAME SIZE	19"
REAR BRAKE	Logan HD-E500 2 Piston Hydraulic 180mm	WEIGHT CAPACITY	300 Lbs.

DIMENSIONS

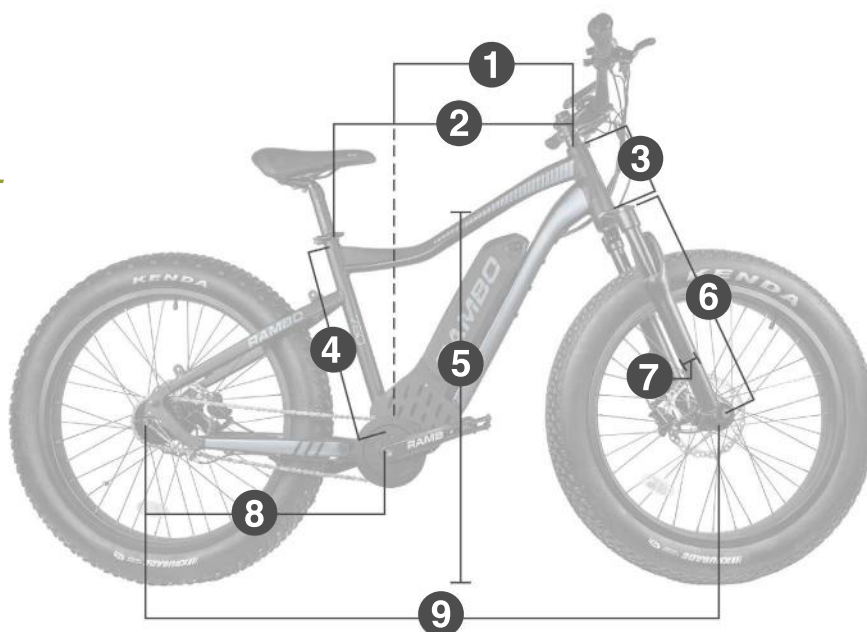
1 CHAIN TO HAND POST
16.2"

2 SEAT TUBE TO HANDPOST
23.7"

3 HEAD TUBE
6.3"

4 SEAT TUBE
19"

5 STAND OVER HEIGHT
31"



6 FORK LENGTH
20.75"

7 FORK WIDTH
1.25"

8 CHAIN STAY LENGTH
19.8"

9 WHEELBASE
45.9"

RAMBO
Bikes

RYDER

The Rambo Ryder 750W 24 bike features a high torque 750W mid-drive motor and 3-speed internal hub to get you through the toughest terrain. Great for tall grass-lands and weedy areas.



FRAME COLOR



MATTE BLACK
AND TAN



BLACK AND
TEAL



1. BRAKES

Fully adjustable front and rear Logan HD-E500 2 piston hydraulic 180mm.



4. DIGITAL DISPLAY

Rambo LCD screen.



2. MOTOR

Rambo 750W High Torque Mid Drive.



5. TIRES

Kenda Krusade Anti-Puncture
24" x 4.0" fat tire with double wall
80mm rims.



3. BATTERY

48V 14AH battery. Rambo's external battery back offers a max distance of 35 miles!



6. DERAILLEUR

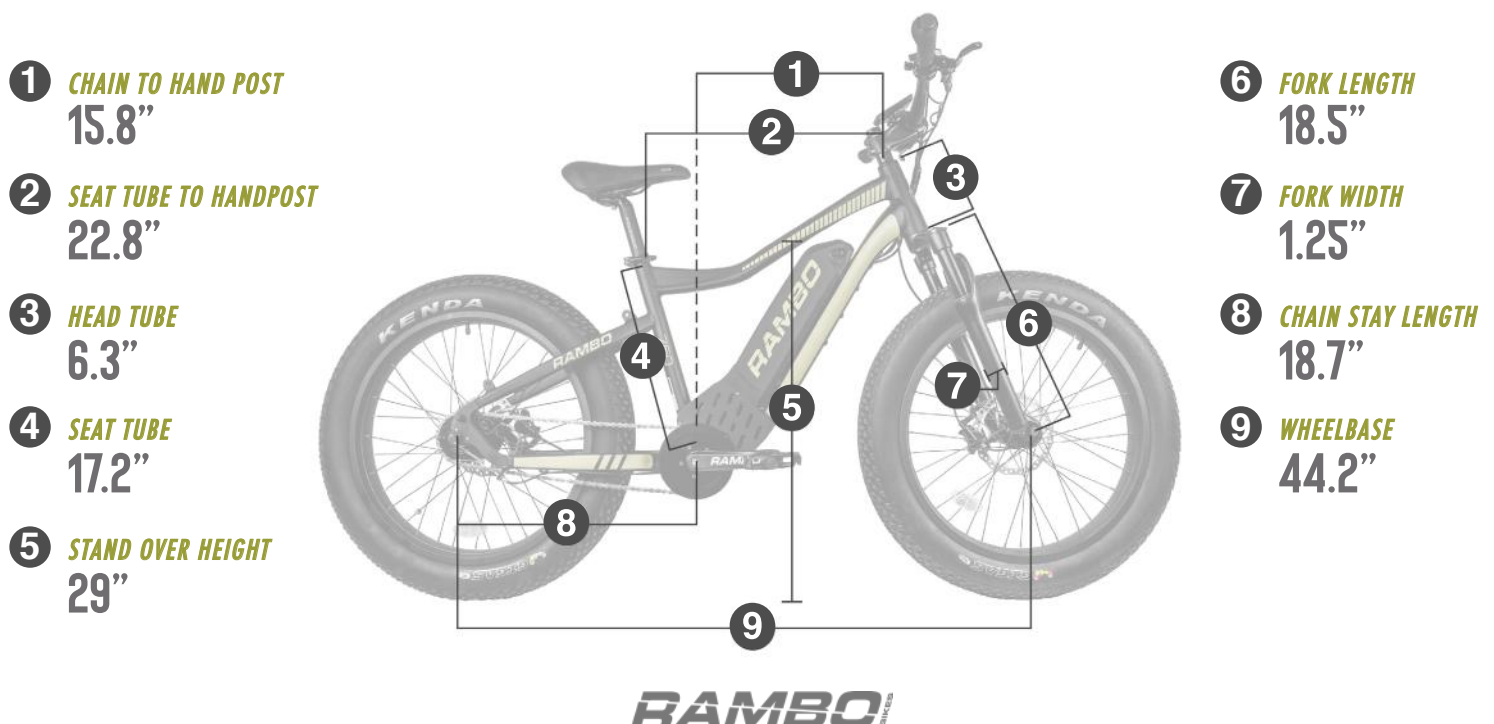
High performance Shimano 1x8.
Derailleur is Shimano Altus 8 speed.
280% gear range.

RAMBO
Bicycles

SPECIFICATIONS

MODEL #	750 24	CHAIN RING	32T
WEIGHT	63 Lbs.	TIRE	Kenda Krusade Anti-Puncture 24" X 4.0"
FRAME	Aluminum Alloy 6061	RIM	Double Wall W/O holes 80mm wide
PAINT	Matte Black and Tan	PEDAL	Neco Alloy
MOTOR	Rambo 750W High Torque Mid Drive	SADDLE	Justec
DIGITAL DISPLAY	Rambo LCD screen	HANDLEBAR	PROMAX 770mm
BATTERY	48V 14AH	STEM	PROMAX MA-50
FORK	GT MRK	GRIP	HL Ergonomic Lock On
FRONT HUB	SF-A214F	MAX SPEED	20 mph
REAR HUB	Sturmey Archer 3 Speed	RANGE	Up to 35 miles
REAR CASSETTE	26T	STAND OVER HEIGHT	26.5"
FRONT BRAKE	Logan HD-E500 2 Piston Hydraulic 180mm	FRAME SIZE	17.5"
REAR BRAKE	Logan HD-E500 2 Piston Hydraulic 180mm	WEIGHT CAPACITY	300 Lbs.

DIMENSIONS




SAVAGE

The Rambo Savage is the perfect electric bike for someone who is looking to get into the ebike world. The bike can be used on pavement or can go off road with ease.



FRAME COLOR



1. BRAKES

Fully adjustable front and rear Tektro 180mm brake.



4. DIGITAL DISPLAY

Rambo LCD screen.



2. MOTOR

Rambo 750W High Torque Mid Drive.



5. TIRES

Kenda Krusade 26" x 4.0" fat tire with double wall 80mm rims.



3. BATTERY

48V 14AH battery. Rambo's external battery back offers a max distance of 35 miles!



6. DERAILLEUR

High performance Shimano 1x8. Derailleur is Shimano Altus 8 speed. 280% gear range.

RAMBO BIKES

SPECIFICATIONS

MODEL #	750W
WEIGHT	59 Lbs.
FRAME	Aluminum Alloy 6061
PAINT	Matte Black
MOTOR	Rambo 750W High Torque Mid Drive
DIGITAL DISPLAY	Rambo LCD screen
BATTERY	48V 14AH
FORK	Aluminum 26" x 4" Tapered Rigid
FRONT HUB	Rambo Sealed Bearing
REAR HUB	Sturmey Archer 3 Speed
REAR CASSETTE	20T
FRONT BRAKE	Tektro 180mm
REAR BRAKE	Tektro 180mm

CHAIN RING	46T
TIRE	Kenda Krusade 26" X 4.0"
RIM	Double Wall W/O holes 80mm wide
PEDAL	Neco Alloy
SADDLE	Justec
HANDLEBAR	730mm with 60mm rise
STEM	60mm
GRIP	Ergonomic Lock On
MAX SPEED	20 mph
RANGE	Up to 35 miles
STAND OVER HEIGHT	28.5"
FRAME SIZE	19"
WEIGHT CAPACITY	300 Lbs.

DIMENSIONS

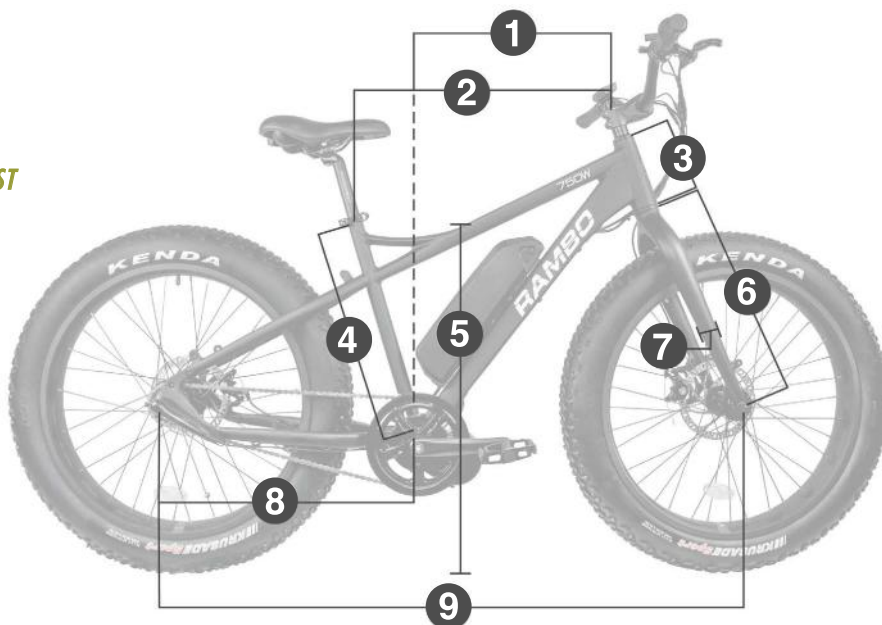
1 CHAIN TO HAND POST
16.7"

2 SEAT TUBE TO HANDPOST
22.5"

3 HEAD TUBE
5.9"

4 SEAT TUBE
19"

5 STAND OVER HEIGHT
30"



6 FORK LENGTH
18.5"

7 FORK WIDTH
1.8"

8 CHAIN STAY LENGTH
20.1"

9 WHEELBASE
46.2"

RAMBO
Bikes

ROOSTER

The unique step through frame delivers a comfortable ride for all heights of riders. A weekend at the beach, or camping trip in the mountains, the Rooster is ready to deliver.

FRAME COLOR



MATTE BLACK
AND GREY



1. BRAKES

Fully adjustable front and rear Tektro mechanical disc 180mm brakes.



4. DIGITAL DISPLAY

LCD mini digital display screen.



2. MOTOR

750 watts of motor power transferred through the 20 inch rear wheel delivers exceptional torque and performance.



5. TIRES

Kenda Krusade 20" x 4.0" fat tires.



3. BATTERY

48V 14AH battery. Rambo's external battery pack offers a max distance of 35 miles!



6. REAR RACK

Built right into the frame is the rear basket. Compatible with many Rambo accessories.

RAMBO BIKES

SPECIFICATIONS

MODEL #	750W 20
WEIGHT	61 Lbs.
FRAME	Aluminum Alloy 6061
PAINT	Matte Black & Grey
MOTOR	Bafang 750W High Torque Rear Hub Motor
DIGITAL DISPLAY	LCD Mini
BATTERY	48V 14AH
FORK	Aluminum Rigid
FRONT HUB	SF-A214F
REAR HUB	Bafang 750W
REAR CASSETTE	16T
FRONT BRAKE	Tektro 180mm
REAR BRAKE	Tektro 180mm

CHAIN RING	52T
TIRE	Kenda 20" X 4.0"
RIM	Double Wall W/O holes
PEDAL	Neco Alloy
SADDLE	Justec
HANDLEBAR	9in. High Rise BMX
STEM	50mm BMX
GRIP	Velo Ergonomic Lockon
MAX SPEED	20mph
RANGE	Up to 35 miles
STAND OVER HEIGHT	17.5"
FRAME SIZE	17"
WEIGHT CAPACITY	300 Lbs.

DIMENSIONS

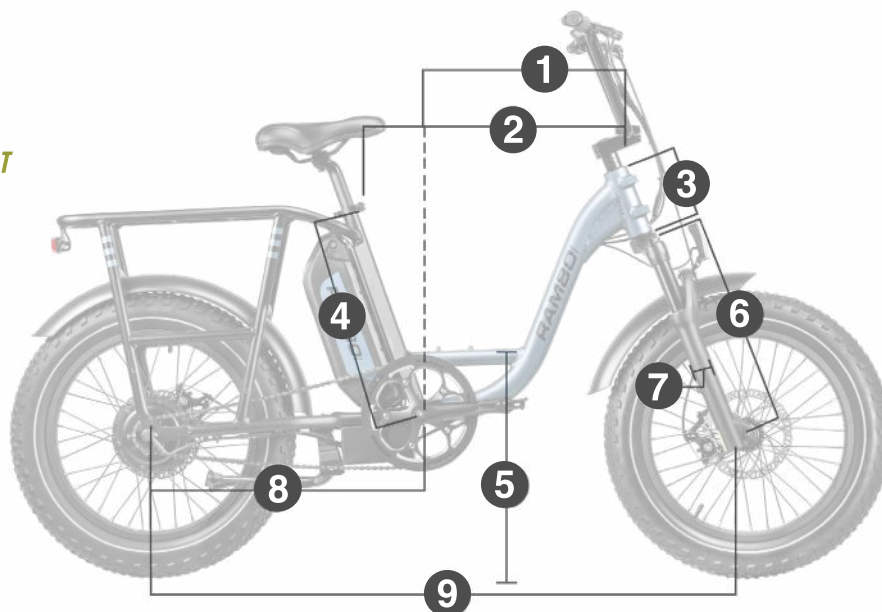
1 CHAIN TO HAND POST
15.7"

2 SEAT TUBE TO HANDPOST
21.5"

3 HEAD TUBE
5.3"

4 SEAT TUBE
16.9"

5 STAND OVER HEIGHT
17.5"



6 FORK LENGTH
15.7"

7 FORK WIDTH
1.25"

8 CHAIN STAY LENGTH
20.9"

9 WHEELBASE
45.2"

RAMBO
Bikes

TRAILERS

BIKE CART

R180



MODEL # R180

WEIGHT: 19 lbs

CONSTRUCTION: Aluminum Alloy 6061

BASKET SIZE: 18.5" wide x 48" long x 5.5" tall

FOR USE WITH: All Rambo bikes

NOTE: R150 rack also required to allow installation and proper use of this accessory

The Rambo bike cart is a great add-on to any Rambo model you have. Quick and easy attachment to the bike and smooth operation. Use it to haul gear, camping equipment, treestands, or getting your trophy out of the backwoods. The cart also has a grab handle for use without the Rambo. Great for hauling fire wood or other loads around the farm when not using with your Rambo bike.



Perfect for
hauling out your
prized trophy!

RAMBO
Bikes

FISHING CART

R185



MODEL # R185

WEIGHT: 32 lbs

CONSTRUCTION: Aluminum Alloy 6061

BASKET SIZE: 18" wide x 39.25" long x 10" tall

FOR USE WITH: All Rambo bikes

NOTE: R150 rack also required to allow installation and proper use of this accessory

Haul your gear to the beach. Take it fishing, camping, or trail riding. The innovative design allows you to use it as a hitch hauler, pull it behind your Rambo, or use the comfort grip handle to pull it by hand. The built-in handle also doubles as a kickstand. Comes with 6 rod holders that stick into the sand for fishing on the beach, and the cart uses fat tires for easy use in the sand!

KAYAK TRAILER

R187

MODEL # R187

WEIGHT: 28 lbs

CONSTRUCTION: Steel

BASKET SIZE: Shortest: 8', Longest: 10', Width: 3'

FOR USE WITH: All Rambo bikes

NOTE: R150 rack also required to allow installation and proper use of this accessory

Haul your favorite kayak right to your launching destination and safety. Padded contact points protect your kayak from scratches, while simple ratchet straps secure it tightly in place.



RAMBO

SADDLE BAGS

TRIPLE ACCESSORY BAGS *R161*



Top bag comes with built in backpacking straps, side bags come with shoulder straps. Easy on/off design allows for quick and secure mounting.

MODEL # R161

CONSTRUCTION: Waterproof PVC

FOR USE WITH: All Rambo bikes

TOP BAG SIZE: 31 liters

SIDE BAG SIZE: 22 liters (each)

TOTAL: 75 liters

NOTE: R150 rack also required to allow installation and proper use of this accessory



Built with backpacking/
shoulder straps



DOUBLE SADDLE ACCESSORY BAG *R162*

MODEL # R162 Black

CONSTRUCTION: Waterproof fabric

FOR USE WITH: All Rambo bikes

NOTE: R150 rack also required to allow installation and proper use of this accessory

Add storage to your Rambo with a double saddle bag. Made of durable waterproof fabric with reflective rim detail. Comes in three options: Black



RAMBO
BIKES

BLACK WATERPROOF ACCESSORY BAG

R154



Quickly attachable single waterproof accessory bag. Perfect tool for helping you keep all of your equipment dry and protected from the elements! You have the option to roll with a single accessory bag or upgrade to a double saddle bag. No matter what your ride is, the waterproof accessory bag is built for the use with all Rambo bikes.

MODEL # R154

CONSTRUCTION: Waterproof PVC

FOR USE WITH: All Rambo bikes

NOTE: R150 rack also required to allow installation and proper use of this accessory

SINGLE SADDLE ACCESSORY BAG

R155

MODEL # R155 Black

CONSTRUCTION: Waterproof fabric

FOR USE WITH: All Rambo bikes

NOTE: R150 rack also required to allow installation and proper use of this accessory

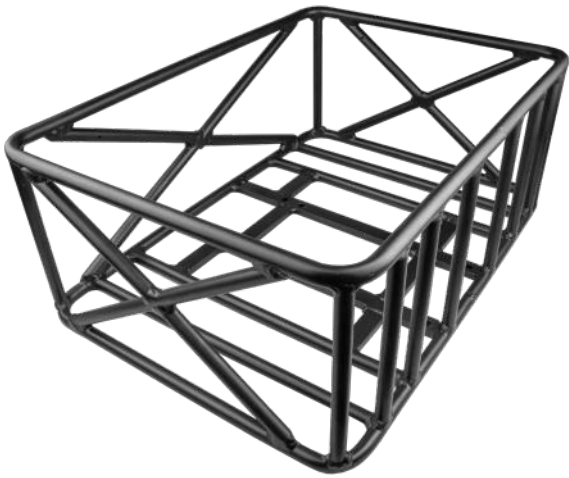
Add storage to your Rambo while keeping one side of the rack accessible for other additions. Made of durable waterproof fabric with selective trim detail. Comes in three options: Black



RAMBO
BIKES


LUGGAGE RACKS

LARGE BASKET R143-L



For ultimate storage, the large basket will give more than enough space to travel with your gear

SMALL BASKET R143-S



MODEL # R43-S, R143-L

CONSTRUCTION: Alluminum Alloy 6061

FOR USE WITH: All 2017 and newer Rambo bike models

Built in both small and large, keep your equipment tight and secure with the Rambo Basket. Simply just load your gear and go. If you wish to have your gear even more secure, the baskets have been designed to easily strap down all of your equipment.

LARGE: 19 x 13.5 in.

SMALL: 13.5 x 13.5 in.



RACK PLATFORM R144



MODEL # R44

CONSTRUCTION: Alluminum Alloy 6061

FOR USE WITH: All 2017 and newer Rambo bike models

The Rambo Rack Platform has been designed for overall convenience in equipment hauling! All you need is a strap and you can mount whatever you need to your Rambo.

SIZE: 20.5 x 18.75 in.

RAMBO BIKES

REAR EXTRA LARGE LUGGAGE RACK

R150



MODEL # R150

CONSTRUCTION: Alluminum Alloy 6061

FOR USE WITH: All 2017 and newer Rambo bike models

Don't want the accessory bag, and don't want to pull the trailer, but need more tie-down space? Our rugged yet light-weight extra large rack offers increased tie-down storage space right on the back of your Rambo.



FRONT LUGGAGE RACK

R151



MODEL # R151

CONSTRUCTION: Alluminum Alloy 6061


FOR USE WITH: Rambo bike models with rigid front fork (750 and 750 24 & 26)

Get additional tie-down storage space with our rugged, light weight extra large rack designed for the front of your Rambo bike.



FRONT RACK XP

R151-XP



MODEL # R151-XP

CONSTRUCTION: Alluminum Alloy 6061

FOR USE WITH: Front Luggage rack for XP models with Inverted front suspension

Perfect for adding additional storage and is designed to equip all other Rambo baskets and paltforms.



RAMBO BIKES

FENDERS

PDW MUD SHOVELS

R146 (FRONT) R147 (REAR)

MODEL # R146 (front), R147 (rear)

FOR USE WITH: All Rambo bikes with the exception of the R350

The original fat bike fenders! The Dave's Mud Shovels are designed specifically for fat bikes – they're extra long and wide to block the snow, water, or sand you'll ride through on your next fat bike adventure. Made of heavy-duty polymer, the Dave's Mud Shovels are super lightweight but sturdy enough to take years of bad weather abuse.



GEAR HAULERS

TAILGATE COVER R193



MODEL # R193

FOR USE WITH: All Rambo bikes



Load up to 4 bikes!

Protect your truck's tailgate when transporting your bike with the Rambo Tailgate Cover. The cover is designed to help avoid dents and scratches when your bike is hanging over the tailgate while in transit to your destination.

- Durable water resistant fabric
- Protects your bike and truck from damage
- Simple install design

RAMBO BIKES

BIKE HAULER

R184

MODEL # R184

CONSTRUCTION: Steel with powder coated finish

FOR USE WITH: All bike tire sizes: 16"-29"



Adjustable base to secure tires



2 bike capacity



Folds compact for easy storage

This Fat Tire Bike Hauler transports your Rambo Bike with ease. With universal top clamps and adjustable base for the tires, your bike is sure to have a secure fit. Folds to compact size for easy storage and has a pivoting feature that allows the tailgate or hatch to open while the hauler is still attached to your vehicle.

GUN/BOW HOLDER

R170

MODEL # R170

CONSTRUCTION: Alluminum Alloy 6061

FOR USE WITH: All Rambo bikes

NOTE: R150 rack also required to allow installation and proper use of this accessory

Make your Rambo a true hunting travel tool by adding the Universal Gun/Bow Holder. This lightweight mount allows for secure attachment of any gun, bow or even fishing poles. And will also secure a crossbow for hands free and safe travel with your hunting weapon.









RAMBO BIKES

LIGHTS AND ACCESSORIES

PRO HUNTER ULTRA BRIGHT FLASHLIGHT R141



Easily attachable to any Rambo bike

MODES		 OUTPUT	 RUNTIME	 DISTANCE	 INTENSITY	 IMPACT RESISTANT	 WATER PROOF
White Mode	High	1100 Lumen	2hrs45min*	220m	18000cd(Max)	1.2m	IPX-6
	Middle	400 Lumen	7hrs				
	Low	200 Lumen	14hrs				
Green Mode	High	400 Lumen	2hrs45min	50m			
	Low	200 Lumen	7hrs30min				

MODEL # R141
FOR USE WITH: All bikes

The ultimate hunter’s light Multi- color LED’s allow you to use either white or green light Maximum 1100 lumen white light and 400 lumen green light. Built in battery bank for charging accessories on the go or in the stand, with the USB port. Quickly detaches from the bike for a hand held flashlight. Waterproof IPX-6.

SUPER BRIGHT HEADLIGHT R140



Easily attachable to any Rambo bike



Includes: carrying case, handlebar mount, lithium battery, and a battery charger

MODEL # R140
FOR USE WITH: All bikes

Light up the night with this powerful LED headlight. Quickly fastens to the bike frame and can be used on all Rambo Bike models. Great for getting out to your stand early and safely before the big bucks are on their feet. Also for the journey back to camp safely after your hunt is over. Just mount, and go!

CUP HOLDER R125

MODEL # R125

FOR USE WITH: All bikes

The Rambo Beverage Holder is intended for use with cylindrical shaped water bottles – hence tall boys fit fine! The bottom strap is very adjustable, allowing the cup holder to accommodate 12-24oz containers. The inner layer wraps your beverage with a cozy microfiber that won't scratch your bottle. The outer layer is crafted of a badass bomb-proof nylon for long lasting use, with an elastic band that allows for varying bottle sizes. In between these two layers is a rigid but flexible plastic liner that provides a firm holder, meaning it will never lose its shape.



Three points of attachment fasten to your stem, handlebars, and steerer tube for a solid hold, providing carefree riding and sipping on the beverage of your choice

SCENT STRAP R109



2 pieces
per pack



Easily wraps
around your tire

MODEL # R109

FOR USE WITH: All bikes

Need a good way to quickly leave an attractive scent around your property without the risk of getting sweaty and leaving your own scent behind? We've got you covered! Our new Scent Strap attaches to the wheels of your bike and creates a scent trail that will attract deer right to your stand.

RAMBO OUTDOORS

UPGRADES

COIL SUSPENSION FORK UPGRADE

RP-02-05-01
RP-02-05-02



MODEL # RP-02-05-01
RP-02-05-02

FOR USE WITH: All 26X4.0" and 24X4.0"

Riding through rough terrain has never been easier than with the coil suspension fork upgrade for your Rambo 750. The spring-loaded forks make going over bumps and divots smooth while still allowing you to maintain control.

SUNTOUR NCX SUSPENSION SEAT POST

RP-25-04

MODEL # RP-25-04

FOR USE WITH: All Rambo bikes

Adjustable suspension that allows for a much smoother ride on any terrain.



RAMBO
BIKES

CLOUD 9 SPORT WIDE SADDLE SEAT

RP-25-08-01



MODEL # RP-25-08-01

FOR USE WITH: All bikes

The Cloud 9 Sport Saddle Seat is a comfort padded seat with Memory Foam. This is a must have for every ride!



CLOUD 9 CRUISER SADDLE SEAT

RP-25-08



MODEL # RP-25-08

FOR USE WITH: All bikes

The Cloud 9 Airflow Seat is an ultra-wide comfort padded seat. This is a must have for a very comfortable ride!



STUDDED TIRES



MODEL # RP-25-09-01, RP-25-09-02

FOR USE WITH: All 26X4.8" and 26X4.0" wheels

For use in snow and icy conditions. Available in 26x4.8" and 26x4.0"

ANTI-PUNCTURE TIRES



MODEL # RP-08-07, RP-08-08, RP-08-10

FOR USE WITH: All 26X4.0" and 24X4.0" wheels

For use in extreme rugged conditions. Available in 26x4.0" / 24x4.0" / 26x4.8"

RAMBO
RACING

BATTERIES

R139

21 AMP HOUR BATTERY

FOR USE WITH: 2018 and newer Rambo XP models with 18" battery cases



R129, R129-T

17 AMP HOUR BATTERY

FOR USE WITH: Rambo 1000 XPR, 1000 X2WD, 1000 XPE



R137

14.5 AMP HOUR BATTERY

FOR USE WITH: 2018 and newer Rambo XP models with 18" battery case



R138-14

14 AMP HOUR BATTERY

FOR USE WITH: Rambo 750 26" and 750 24" models



RAMBO
BATTERIES

TOOLS / BIKE MAINTENANCE

PORTABLE TOOL KIT R115



The Rambo eBike Portable Tool Kit is the perfect kit to take on the go! Includes: CO2 Air Cartridge, Hex wrench, spoke wrench, chain break, valve stem removal tool, zip ties, electrical tape, tire levers, and an inner tube patch kit.

HOME REPAIR KIT R116



Keep your bike in tip top shape with this home tool kit. Includes: Hand pump, three way hex wrench, full hex wrench set, motor wrench, pedal wrench, pedal crank arm removal tool, spoke wrench, freewheel removal tool, chain break, valve stem remover, zip ties, and a tire lever set.

FLAT ATTACK SEALANT R106



MODEL # R106

FOR USE WITH: Tube and tubeless tires

“The Original Green Sealant” is your go-to tire insurance out in the field. Flat Attack’s proprietary formula will neither separate nor dry out, keeping punctures sealed repeatedly for years as you ride. Still not impressed? Flat Attack Sealant is also environmentally safe and non-poisonous. You’re welcome.

BUZZY'S POLLINATOR 300PSI SHOCK PUMP R107



An essential tool for any rider

MODEL # R107

FOR USE WITH: XP models

Keep your suspension fork or shock performing flawlessly with Buzzy's High-Pressure Pollinator pumps!

- Aluminum Barrel
- Inflation Needle & Rockshock SID Adapter Included
- Anti-Leak Chuck
- Pressure Release Valve
- PU9003: Travel Pump with Removable PSI Gauge

RAMBO BIKES

20



21

RAMBO BIKES

21673 CEDAR AVE S, LAKEVILLE, MN 55044

PHONE: 952-283-0777

RAMBOBIKES.COM